

MAKE A CIPHER

SUPPLIES

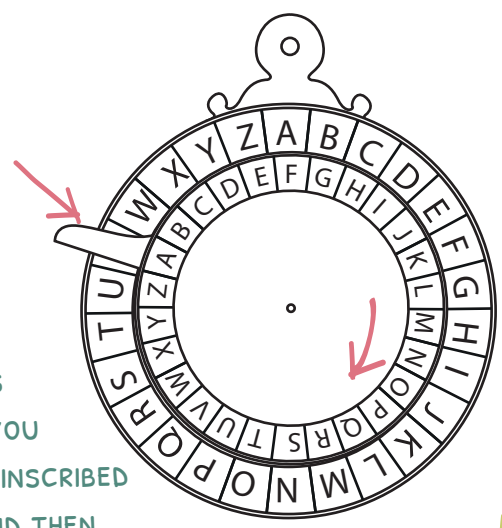
- BRASS BRAD
- GLUE STICK
- PRINTER
- SCISSORS
- CARD STOCK

1 PRINT OUT THE PATTERN OF THE CIPHER'S PARTS

2 GLUE ONTO A PIECE OF CARDSTOCK, CUT OUT THE PARTS AND THEN CONNECT THEM TOGETHER WITH THE BRASS BRAD



3 CHOOSE A KEY LETTER LIKE V FOR EXAMPLE



4 NOW TURN THE INNER DISK SO THAT THE POINTER LINES UP WITH THE KEY LETTER

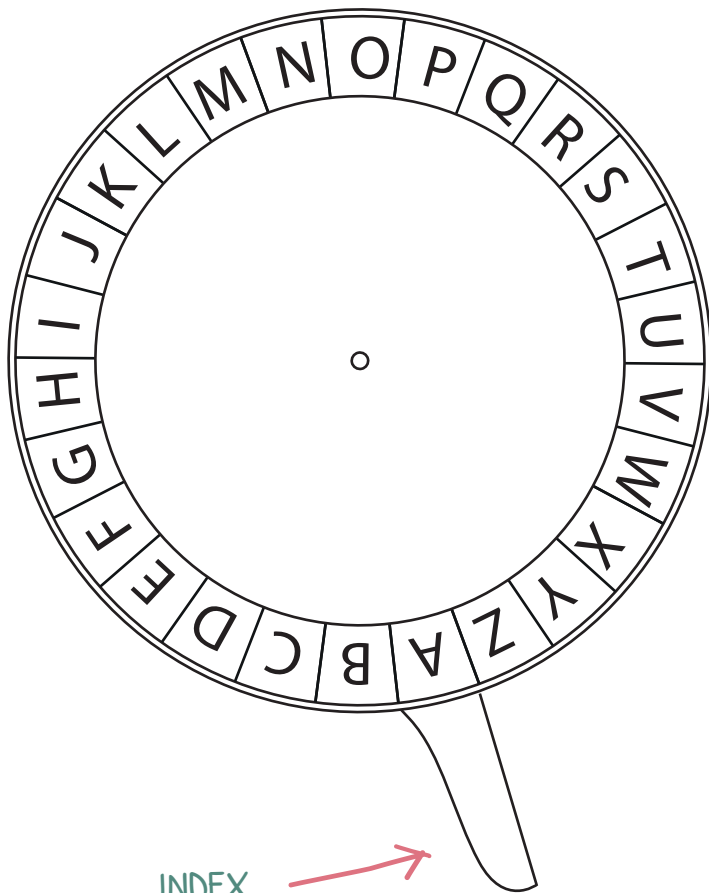
5 LOOK AT THE LETTERS OF THE WORDS THAT YOU WOULD LIKE TO WRITE INSCRIBED ON THE INNER DISK AND THEN SUBSTITUTE THEM FOR THE ONES THAT CORRESPOND ON THE OUTER DISK

TO DECIPHER THE CODED MESSAGE, YOU NEED TO ESTABLISH WITH YOUR FRIEND THE KEY LETTER THAT YOU HAVE CHOSEN. IN THIS WAY, ONLY THE TWO OF YOU CAN READ THE SECRET MESSAGES.

CREATE YOUR FIRST SECRET CODED MESSAGE!

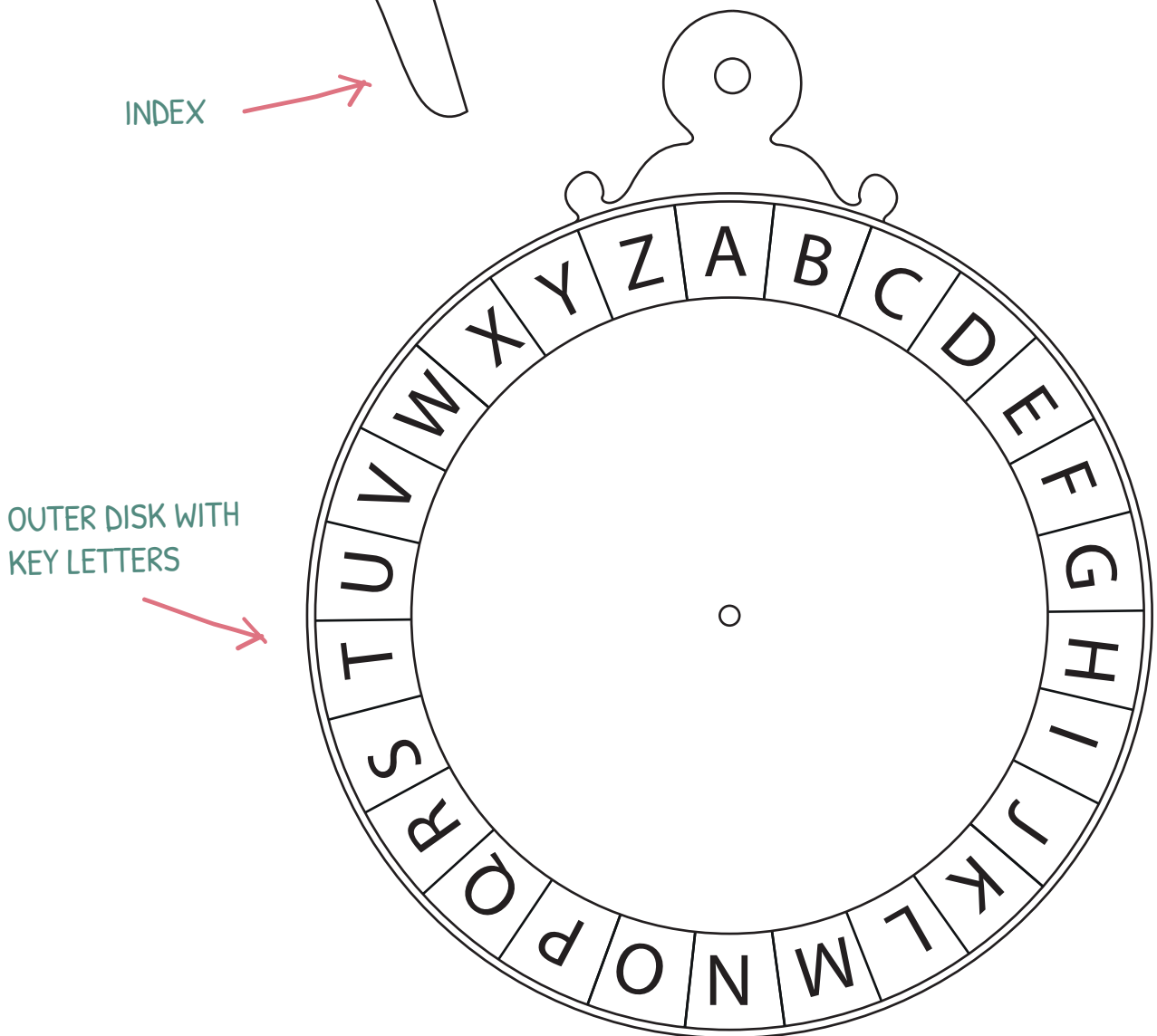


THE EGYPTIAN PHAROHS WERE KNOWN FOR WRITING SECRET INSTRUCTIONS TO THEIR GENERALS USING A VARIETY OF HIEROGLYPHS. THE ROMAN EMPORIOR JULIUS CAESAR WAS FAMOUS FOR SUBSTITUTING LETTERS WITH OTHERS IN HIS ORDERS TO ARMED FORCES. OVER TIME, MANY CODE SYSTEMS HAVE BEEN DEVELOPED. DURING WORLD WAR II, THERE WAS A TYPE OF ELECTRO-MECHANICAL TOOL THAT WAS USED LIKE A SOPHISTICATED COMPUTER DESIGNED TO PROTECT DIGITAL DOCUMENTS.



INNER DISK

INDEX



OUTER DISK WITH
KEY LETTERS